

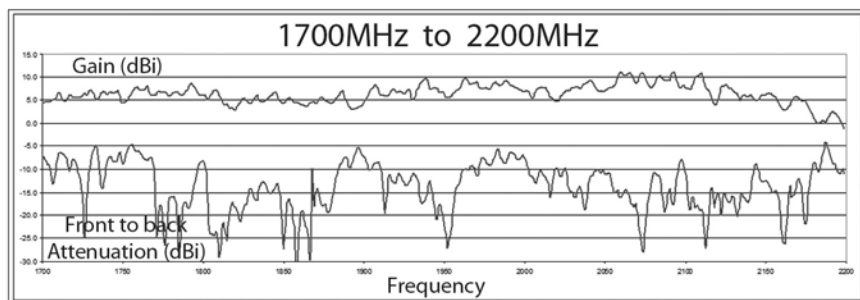
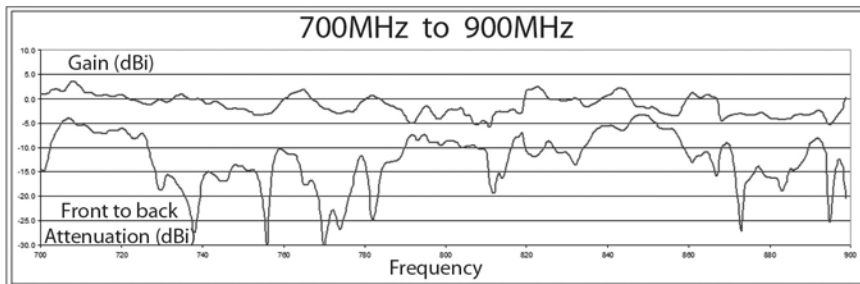
Recommended Installation Guide

1. Inside Window Installation - Choose a window on the side of the house which shows the best signal on your mobile phone/device. Assemble the antenna as shown on page 2. Apply sticky two sided tape provided to the adjustable bracket and attach to the clean window. Rotate/Tilt Antenna to obtain the best signal.
2. Outside Wall Installation - Choose a wall on the side of the house which that shows the best signal or your mobile phone/device. Assemble the antenna as shown on page 2. Use the 4 Stainless steel screws provided to attach the mounting bracket provided to the wall. Rotate/Tilt Antenna to obtain the best signal. If mounting in an "known" high wind location, buy extra bracket kit and attach second bracket to the top of the antenna.
3. Pole Mount Installation - Use Pole Mount Installation Kit shown on page 3. Attach SEMD1 antenna to the pole* with two adjustable brackets. Install the pole at the highest possible position. Rotate antenna to find the best signal.
4. Desktop Mount Installation - Recommended only when used with repeater as indoor distribution antenna. Refer to repeater installation instruction.

Important! In all installations make sure the arrows at the back of antenna housing are pointing up.

* Pole is not included with Pole Mounting Kit: SEMRDSSUBK1

SEMD1 Series Antenna Specifications



Beamwidth: 170 degrees

Dimensions: 250x104x57 mm / 9.84x4.09x2.24 inches

Warranty

This antenna kit is warranted against manufacturing defects for a period of one year from the date of purchase. The original bill of sale is required for any warranty claims. For warranty claim contact original dealer or smoothtalker.com

SmoothTalker®

Wideband High Gain Directional Antenna

SEMD1 Pro Series Antenna Mounting Solutions



Inside Window Mount



Pole Mount

(Note: Requires Pole Mount Kit SEMRDSSUBK1. See page 3)



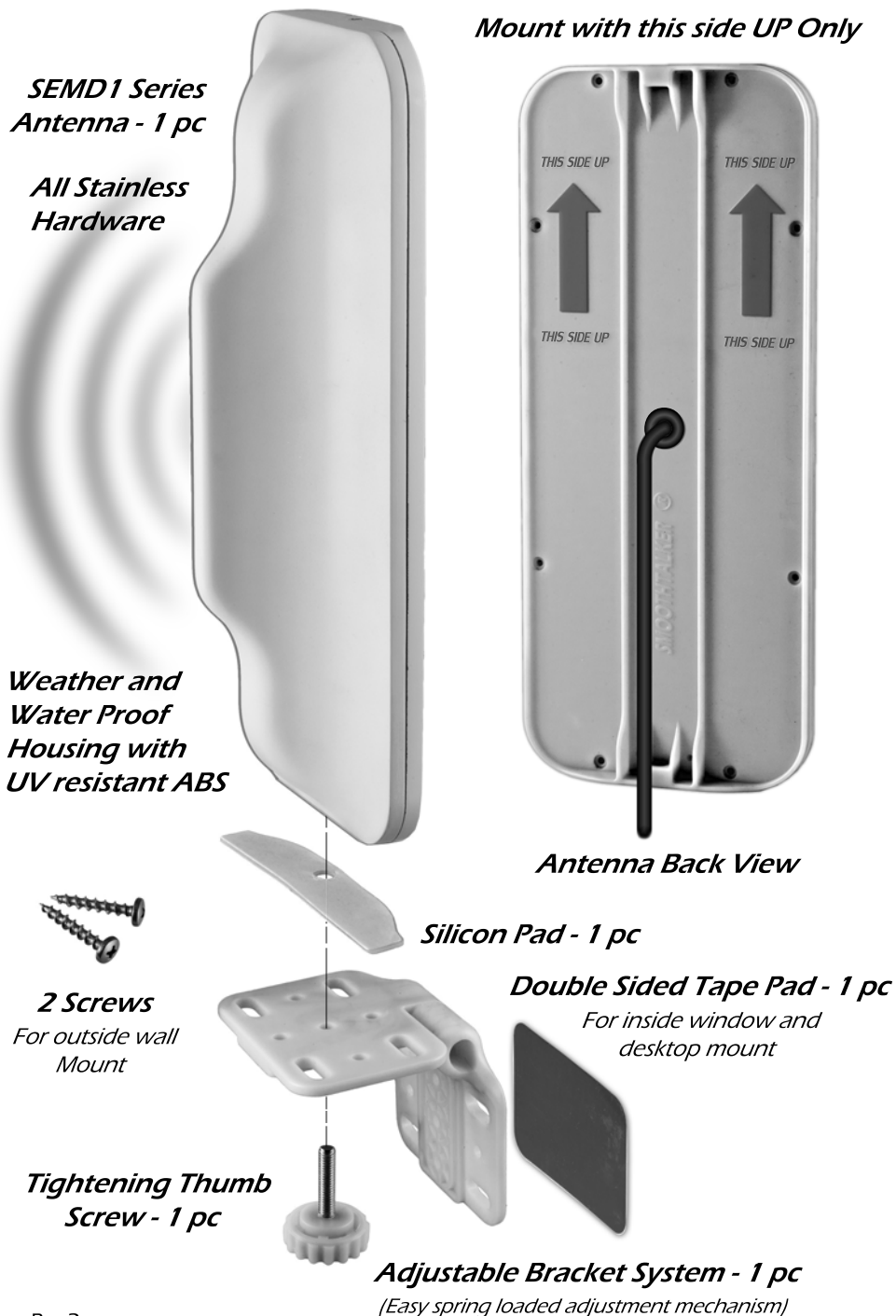
Desktop Mount



Outside Wall Mount

SEMD1 Pro Series Maximum Gain


(Parts included as shown below)



Optional Pole Mount Kit Part #: SEMRDSSUBK 1

Parts included in kit as shown

All metal parts are stainless steel



Expanded view

