

Mobile CX4 4G LTE

4 BAND
MULTI BAND
30dB

Coupling Cradle Connect Mobile
Network Signal Amplifier - Extreme Power

Vehicle

User Manual

BTEUX430

Mobile Network **30dB 4 BAND**
Signal Amplifier **MULTI BAND 30dB**

CRADLE TYPE

Connect
Extreme Power

2G, 3G, 3G+, 4G, 4G+

GSM,HSPA,CDMA,LTE, LTE A

Band 20 800MHz

Band 8 900MHz

Band 3 1800MHz

Band 1 2100MHz



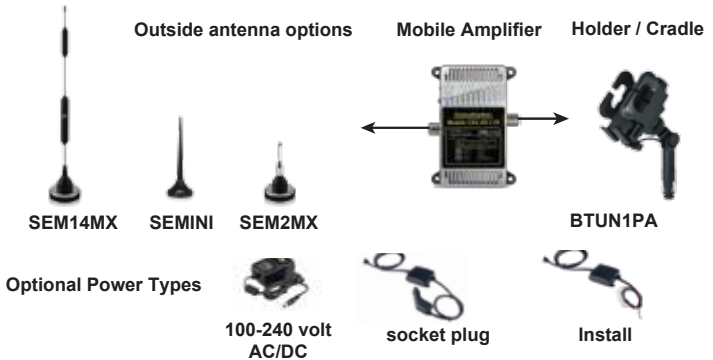
SPECIFICATIONS

2G, 3G, 3G+, 4G, 4G+, GSM, HSPA, CDMA, LTE, LTE A

Frequencies MHz	800MHz	900MHz	1800MHz	2100MHz
Model Series	BTEUX430			
Gain	30 dB			
Max Power-TX: Watts EIRP	3			
Max Power RX: mW	0.0032			
Operating temp	-30 C TO + 85 C	POWER SUPPLY	Input - 12-24V Output- 5.5V Current: 3.0A	
Dimensions	L 11.6 x W 6.4 x H 3.2 (cm)		Weight 0.249 kg	

Smoothtalker.com

Contents



NOTE: Only one of the outside antennas is included in this kit (check model) All kits include necessary brackets and co-axial cables for assembly. It is normal for the Amplifier to be quite warm while the phone is in use state. To comply Smoothtalker warranty, this Amplifier must only be operated with cables, antennas, and coupling devices that have been approved for use with this equipment.(Pg. 5)

Applications

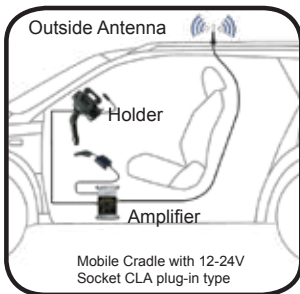


Fig. 1

Typical Vehicle Installation (Fig. 1)
(All parts are included)

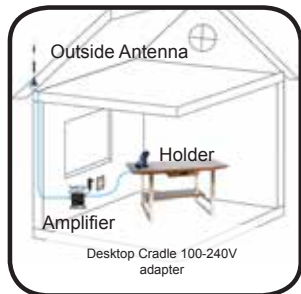


Fig. 2

Optional Desktop (Fig. 2)
(Additional parts required which are not included in Amplifier kit.)

Installation

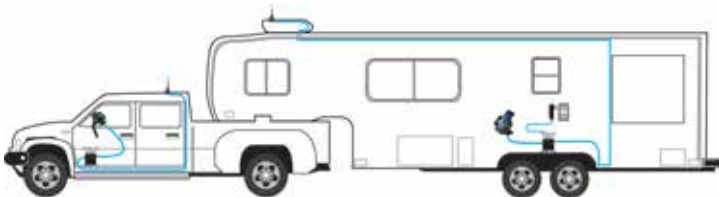
1) Connect the outside antenna to the side of the Amplifier marked as “outside antenna.”

Connect the inside antenna to the side of the Amplifier marked as “inside antenna.”

2) Placement

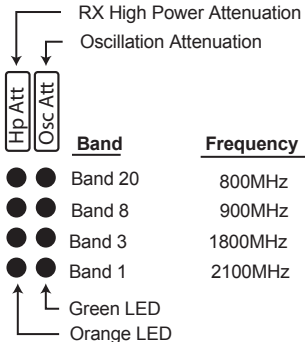
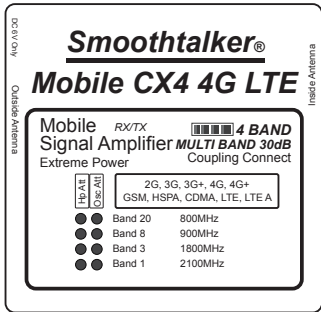
Placement: Place the outside antenna in the middle of the vehicle roof. If the vehicle has a sunroof please place the antenna on the roof towards the back window. Place the Patch(inside) antenna in desired location. For cars and trucks the console between the front seats is recommended. Connect the Amplifier as shown in Fig.1 & 2 on Pg. 1 or Fig. 3 on Pg. 4.

Important: Use only the power supply included with the Amplifier. Connecting another power supply at any time will result in damage to the Amplifier and will void the warranty. Do not turn on the power switch until ALL cables have been screwed or plugged into the Amplifier or you can cause damage to the Amplifier.



The Mobile CX4
Can easily be moved from vehicle to vehicle

Understanding the LED Indicators



The LED lights on the Amplifier face plate indicate the operating gain state of the Amplifier.

The Green and Orange lights indicate the gain status in each operating band. When Both Green and Orange LED's are "SOLID ON" it means that the Amplifier is operating normally with full gain (No Automatic Gain Reduction)

When one or both of the LEDs are flashing (Per the chart on Pg. 6) it indicates that the gain has been automatically reduced due to either:

- A) High receive (RX) outside signal level (when very close to cell tower)
- B) Loop Oscillation, caused when the inside antenna is located too close to the outside antenna

Each flash indicates 3dB of gain reduction also known as gain attenuation. For example: three flashes equals 9dB of attenuation.

Green LED indicates loop oscillation status. When flashing it means reduction of gain. To improve coverage you need to spread the distance between the inside and outside antennas. If you spread them far enough away, the Green LED will become SOLID ON which indicates the Amplifier is working at its max gain.

LED Lights Explanation and Troubleshooting

Orange LED indicates RX (outside signal) status.

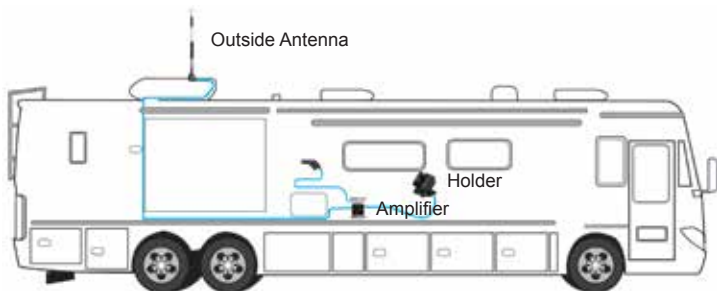
There are 4 Orange LED lights: 800 Mhz , 900 Mhz ,1800 Mhz, 2100 Mhz.

LED ON state indicates that the RX (Receive Signal) function of the band is functioning normally. LED OFF state indicates that the band is shut down.

When Orange LED is flashing it indicates reduced gain also known as attenuation of gain. You cannot prevent this condition. It means that the outside signal is very strong and the Amplifier has reduced it's gain in order to protect the closest cell tower. If the cell tower which is close is the one you are using, then you can ignore the gain reduction and you will still get enough signal strength to cover your area. In this case this is the normal operating process.

If the close cell tower is not the one you are using, then you can try to relocate your outside antenna away from this cell tower and face it or point it to the cell tower you are using in order to get more gain.

If you need help pls contact techsupport@smoothtalker.com and we will help you determine your cell tower location and get you setup.











Typical RV Installation Mobile CX4 (Fig. 3)

Approved Equipment List

Smoothtalker approved accessories must be used with this Amplifier to maintain warranty.

ANTENNA CABLES	COUPLING HOLDERS
ACX100, ACX900	BTH Series
CBXmaXfe10,20,30,40,50,60	
CBNmaNfe10,20,30,40,50,60	
CBGmaGfe 10,20,30,40,50,60	
ANTENNAS	
SEM2, 11, 14, series	
SEM2M, 11M, 14M, series	
SEM2LGM, 11LGM, 14LGM, 26LGM series	
SEM2LGML 11LGML, 14LGML, 26LGML series	
SEM2TH, 11TH, 14TH, 26TH series	
SEM2THL, 11THL, 14THL, 26THL series	
SEMTHMM series	
SEMTHPB series	
SEMRP1X , SEMRP1XL	
SRBL series	
SEMD1 series	
SEMDA2 series	
SEMO series	
SEMDP1 series	
SEMDY series	
SEMDYD series	

LED Lights Indicate Gain Status

Attenuation (Att) Each flash indicates 3dB of gain reduction also known as gain attenuation. For example: three flashes equals 9dB of attenuation.	ORANGE LED RX High Power	GREEN LED Oscillation
Orange Solid ON = Full Gain & Green Solid ON = Full Gain No Flashing = Full Gain	 SOLID ON	 SOLID ON
Orange Solid ON & Green Slow Flashing = Oscillation Att Each Flash = up to 3dB gain reduction	 SOLID ON	 SLOW FLASHING
Orange Off & Green Fast Flashing = Oscillation Shutdown Fast Flashing = Amplifier shutdown (pls troubleshoot)	 OFF	 FAST FLASHING
Orange Slow Flashing & Green Solid ON = RX High Power Att Each Flash = up to 3dB gain reduction	 SLOW FLASHING	 SOLID ON

Operational description:

This devices comprise with International NPS (Network Protection Standard): NPS and other compliance/safeguard features for AGC and anti-oscillation have been implemented. NPS and other compliance/safeguard features are defaulted to be “On” (in operation). NPS and other compliance/safeguard features can not be field reconfigured, disabled or removed. This Amplifier is not user programmable, does not need fine tuning or adjustment.

In 2001 SmoothTalker produced the first digital mobile Mobile Network signal Amplifier in North America with FCC and Industry Canada approval. We continue to lead with the most powerful and intelligent Amplifiers in the world. Our dynamic adaptive proprietary algorithms make them totally network friendly. We call it STEALTH TECH technology.

Declaration of Conformity

In accordance with EU Directives and Regulations
Mobile Communications Inc.

230 Earl Stewart Dr. Aurora, ON. Canada L4G6V8,

as the manufacturer hereby declares under our sole responsibility that the, Product(s):

Mobile Network Signal Enhancer, Model name/s: Smoothtalker :

BTEUX430 Mobile CX4, BTEUX415 Stealth M2M X4

Is/are in conformity with the requirements of the RE Directive 2014/53/EU:

The radio equipment meets the following essential requirements

Article 3.1 a): Health and Safety Conform

Article 3.1 b): Electromagnetic Compatibility Conform

Article 3.2: Effective and Efficient Use of Radio Spectrum Conform

Radio EN 301 908-1 V11.1.1, EN 301 908-15 V11.1.2, EN 303 609 V12.5.1

EN 301 908-11 V11.1.2

Article 3.2

EMC EN 301 489-1 V2.2.0, EN 301 489-50 V2.2.0

Article 3.1(b)

Safety EN 62368-1: 2014

Article 3.1(a)

Health RF Exposure EN 62311: 2008

Article 3.1(a)

An EU Type Examination Certificate for this Product was issued in accordance with Annex III (Module B) of the 2014/53/EU Radio Equipment Directive by Bay Area Compliance Laboratories Corp. (2014/53/EU Radio Equipment Directive Notified Body Identification Number 1313)

This product has been tested and certified CE, RoHS.



Automatic power
control protects the
Mobile Network

For Inquires please contact Us
info@smoothtalker.com

Smoothtalker.com
